

Edexcel GCSE

Mathematics (Linear) – 1MA0

SIMPLE PERIMETER, AREA & VOLUME

Materials required for examination

Ruler graduated in centimetres and millimetres, protractor, compasses, pen, HB pencil, eraser.
Tracing paper may be used.

Items included with question papers

Nil



Instructions

Use black ink or ball-point pen.

Fill in the boxes at the top of this page with your name, centre number and candidate number.

Answer all questions.

Answer the questions in the spaces provided – there may be more space than you need.

Calculators may be used.

Information

The marks for each question are shown in brackets – use this as a guide as to how much time to spend on **each** question.

Questions labelled with an **asterisk** (*) are ones where the quality of your written communication will be assessed – you should take particular care on these questions with your spelling, punctuation and grammar, as well as the clarity of expression.

Advice

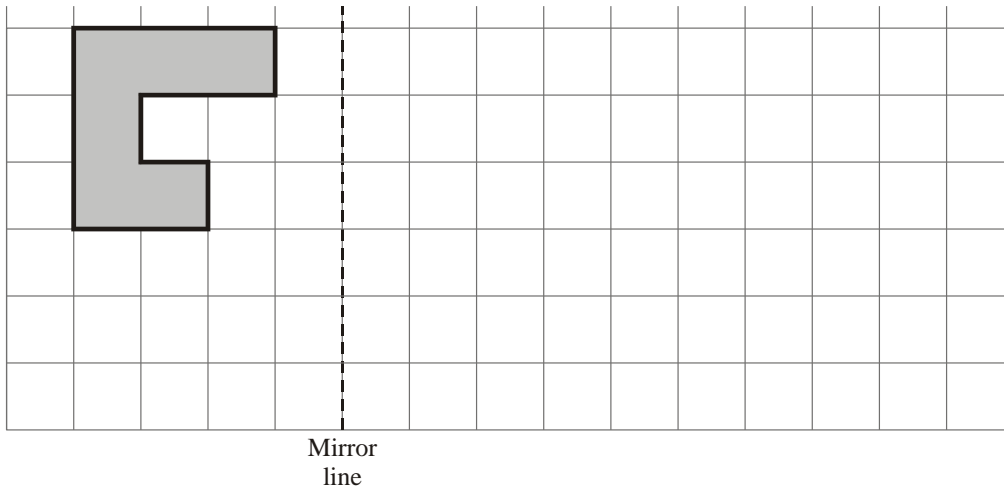
Read each question carefully before you start to answer it.

Keep an eye on the time.

Try to answer every question.

Check your answers if you have time at the end.

1. A shaded shape is shown on the grid of centimetre squares.



(a) Work out the perimeter of the shaded shape.

.....cm (1)

(b) Work out the area of the shaded shape.

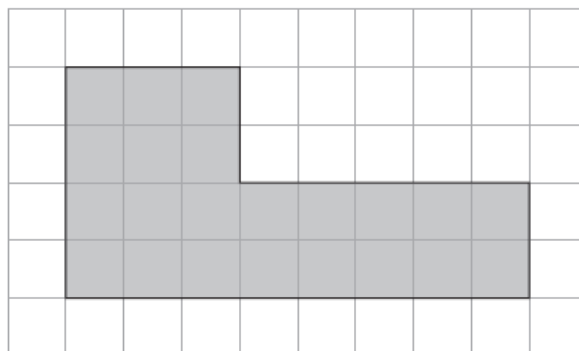
.....cm² (1)

(c) Reflect the shaded shape in the mirror line.

(2)

(4 marks)

2.



The shaded shape is drawn on a grid of centimetre squares.

(a) Find the perimeter of the shaded shape.

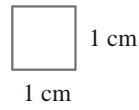
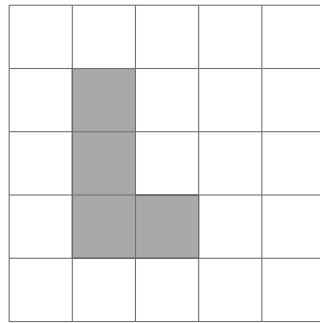
..... cm (1)

(b) Find the area of the shaded shape.

..... cm² (1)

(2 marks)

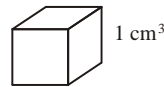
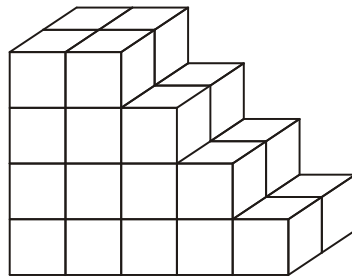
3.



- (a) (i) Find the area of the shaded shape. cm²
 (ii) Find the perimeter of the shaded shape. cm

(2)

Here is a solid prism made from centimetre cubes.

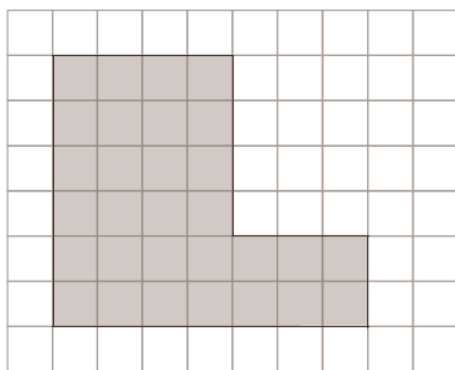


- (b) Find the volume of the solid prism. cm³

(2)

(4 marks)

4.



A shaded shape is shown on the grid of centimetre squares.

- (a) Find the perimeter of the shaded shape.cm


(1)

- (b) Find the area of the shaded shape.cm²

(1)

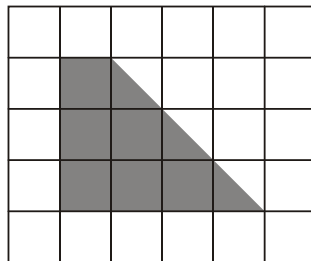
(2 marks)

5. A shaded shape has been drawn on a grid of centimetre squares.



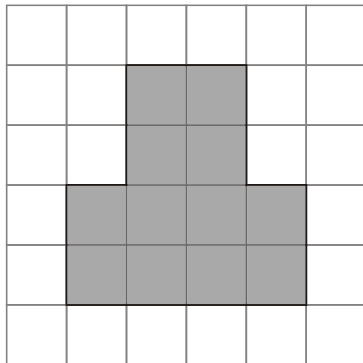
(a) Find the perimeter of the shaded shape.cm (1)

Another shaded shape has been drawn on a grid of centimetre squares.



(b) Find the area of the shaded shape. cm² (2)
(3 marks)

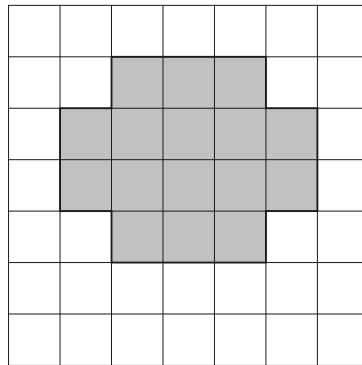
6. This shaded shape is drawn on a centimetre grid.



(a) Work out the perimeter of the shaded shape. cm (1)

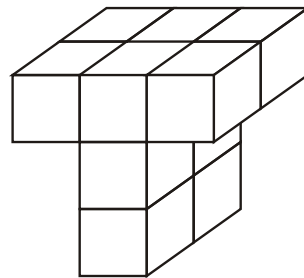
(b) Work out the area of the shaded shape. cm² (1)
(2 marks)

7.



The diagram shows a shaded shape drawn on a centimetre grid.

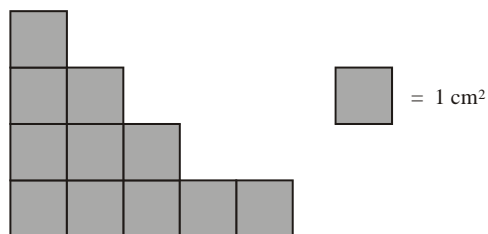
- (a) Find the area of the shaded shape.
State the units of your answer. (2)
- (b) Find the perimeter of the shaded shape.cm (1)



The diagram shows a prism made of centimetre cubes.

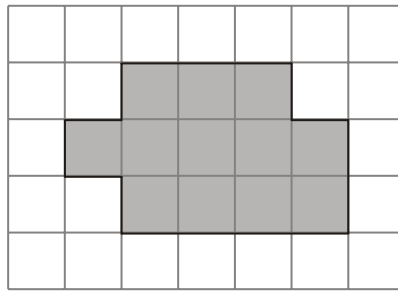
- (c) Find the volume of the prism.cm³ (2)
-
- (5 marks)**

8.



- (a) Find the area of the shape. cm² (1)
- (b) Find the perimeter of the shape. (2)
-
- (3 marks)**


9.



The diagram shows a shaded shape drawn on a centimetre grid.

(a) Work out the perimeter of the shaded shape. cm **(1)**

(b) Work out the area of the shaded shape.
State the units of your answer. **(2)**

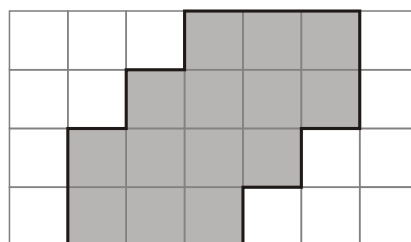


Here is a solid prism made of centimetre cubes.

(c) Find the volume of the solid prism. cm³ **(2)**

(5 marks)

10. This shaded shape is drawn on a grid of centimetre squares.




(a) Find the perimeter of the shaded shape. cm **(1)**

(b) Find the area of the shaded shape. cm² **(1)**


(2 marks)

11. Here is a shaded shape on a centimetre grid.



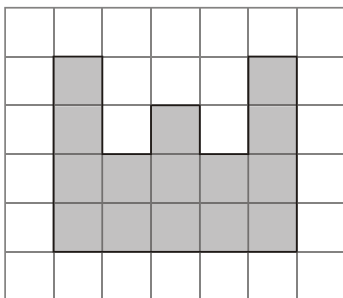
- (a) Find the area of the shaded shape. cm^2 (1)
- (b) Find the perimeter of the shaded shape. cm (2)

Here is a solid prism made of centimetre cubes.



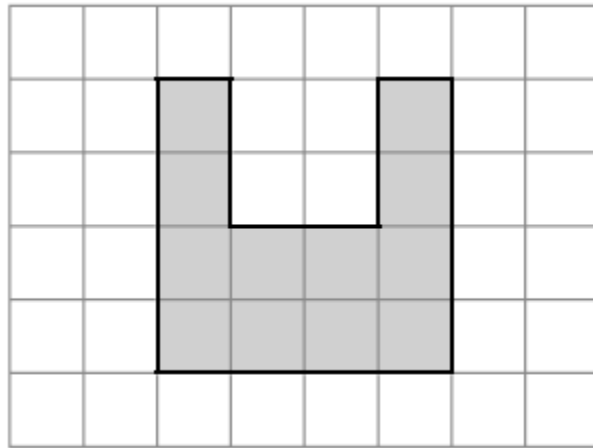
- (c) Find the volume of the solid prism. cm^3 (2)
-
- (5 marks)**

12. A shaded shape has been drawn on the centimetre grid.



- (a) Find the perimeter of the shaded shape. cm (1)
- (b) Find the area of the shaded shape. cm^2 (1)
-
- (2 marks)**

13. This shaded shape is drawn on a grid of centimetre squares.



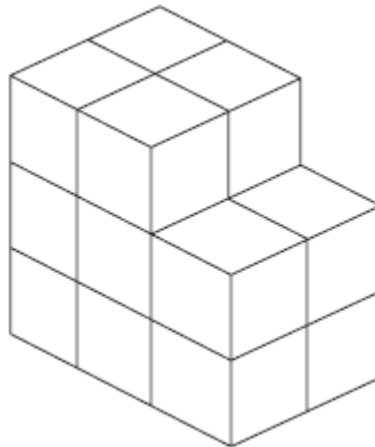
(a) (i) Find the perimeter of the shaded shape.

..... cm

(ii) Find the area of the shaded shape.

..... cm^2
(2)

This solid prism is made from centimetre cubes.



(b) Find the volume of the prism.

..... cm^3
(1)

(Total 3 marks)
